

INTERMODAL SOLUTIONS
FOR TRACTORS AND TRAILERS



THE PERFECT PRODUCT SOLUTIONS FOR INTERMODAL
TRACTOR AND CONTAINER CHASSIS TRAILERS




THE PROVEN **TERMINAL TRACTOR** FIFTH WHEEL LEADER FOR OVER 50 YEARS

When your terminal tractor couples over 150 times per shift, seven days a week, 365 days a year, your fifth wheel better be rock solid. HOLLAND terminal tractor fifth wheels have been the proven and trusted leader for over 50 years, designed specifically for the challenges of yard operations.

The FW35-03344 is the first fifth wheel specifically designed for terminal tractor applications and built for long-life performance.

FW35-03344
(XA-351-03505)
70,000 LBS. CAPACITY
(31,750 kg)
Maximum Vertical Load



TWIN LOCK VIDEO

SUPERIOR TWIN LOCK DESIGN PROVIDES DRIVERS WITH THE HIGHEST LEVEL OF COUPLING CONFIDENCE AND EFFICIENCY.

- Immediately captures the kingpin and prevents kingpin impact bounce out.
- Is more forgiving when coupling at different heights, angles or terrains.
- The symmetrical design of lock's jaws completely encompass the kingpin.
- Forged, hardened and machined cast steel lock jaws for durability.
- No knockout rod required.

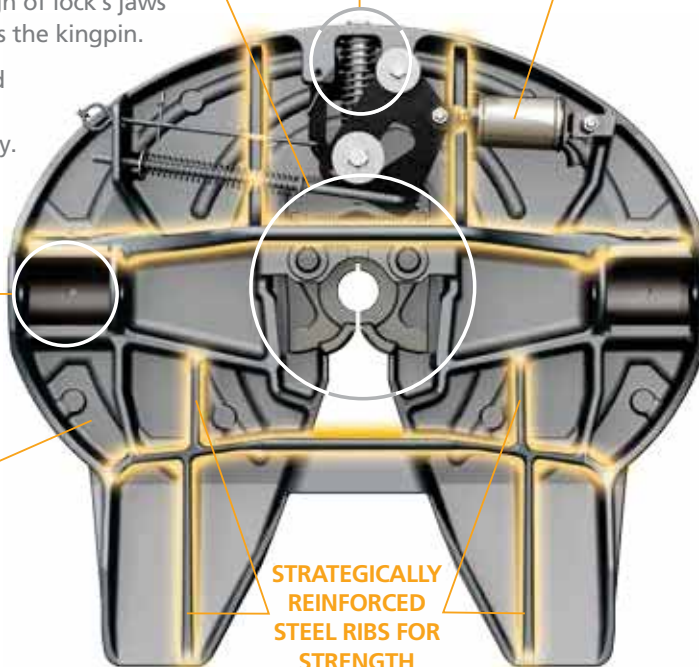
AUTOMATIC LOCK ADJUSTMENT CONTAINED INSIDE CASTING FOR PROTECTION

AIR LOCK RELEASE MECHANISM

- Fast and reliable air actuated lock release.
- Long life, high volume, corrosion resistant cylinder.

HARDENED STEEL POCKET LINERS TO INCREASE WEAR RESISTANCE

CAST STEEL CONSTRUCTION IS MORE RELIABLE AND FORGIVING THAN TRADITIONAL DUCTILE TOP PLATES.



STRATEGICALLY REINFORCED STEEL RIBS FOR STRENGTH



DOLLY MASTER

The air-operated, all steel, tractor nose-mounted system provides a fast way to spot converter dollies in the yard. The



nose-mounted system allows for driver visibility to quickly secure, move and release the dolly from within the cab.





THE RIGHT CHOICE FOR INTERMODAL CONTAINER CHASSIS TRAILERS

ATLAS iM™
LIFT CAPACITY
65,000 LBS. (29,485 kg)
CAPACITIES
 65,000 lbs. Lift Capacity
 (100 ft./lbs. Input Torque)
 170,000 lbs. Load Capacity
 34,000 lbs. Side Load Capacity**
 ** Side load capacity rating requires the strut bracket centerline be located no more than 6.5" from the bottom of the upper housing.

EASY OPERATION WITH RUGGED DURABILITY

- Robust 10 hole mounting plate for durability and added side load protection.
- Gearbox with low temperature lube rated for service from -65°F to 225°F.
- Constant mesh gearbox design provides trouble-free shifting.
- Specially designed shaft seals within gearbox and upper housing keep water out.
- Standard 5-year warranty and performance guarantee.
- Standard RCF removable cushion foot with optional 2" sandshoe.
- HOLLAND landing gear are manufactured and tested to meet or exceed AAR M-931 specifications.

* Patent Numbers 4,923,175 & 6,099,016



PATENTED* FLOATING NUT™ TO WITHSTAND ABUSIVE LOADING OPERATIONS

The FloatingNut™ protects the elevating screw and threads from damage during excessive side loading which can cause poor cranking performance or binding. Unique Twin-Bulkheads, above and below the FloatingNut™, further increase structural resistance to side-load forces when landing gear legs are fully extended.



OPTIONAL FEATURE

SEALED GREASE TUBE
Completely surrounding the elevating screw is a sealed grease tube so that when the legs are raised or lowered, the screw receives a new coating of grease.



OPTIONAL LIFETIME WARRANTY



We now have you covered with our LIFETIME warranty upgrade for the optional 10-Year NoLube™ landing gear. Simply specify the HOLLAND ATLAS iM™ landing gear with the 10-year NoLube™ option and along with the only 10-year performance guarantee, you will also have coverage for defects in material and workmanship for as long as you own the container chassis trailer.

* Warranty provides lifetime coverage for defects in materials and workmanship. Requires Removable Cushion Foot and 10-Year NoLube option. Excludes intermodal pool and marine chassis. (See warranty XL-LG11395WC-en-US for details).



THE INDUSTRY'S MOST TRUSTED **CONTAINER CHASSIS TRAILER SUSPENSION SYSTEM**

ZF40/ZFX40* SLIDER SUSPENSION AXLE SYSTEM UP TO 50,000 LBS.

CAPACITY (22,680 kg)

with properly specified leaf springs, axle beams, brakes, and wheel ends.

HIGH-STRENGTH HOLD-DOWNS

Secures the Z-Frame System to the trailer. Compatible with trailer beam flanges up to 3/4" thick and 6" wide.


HARDENED STEEL WEAR PADS

Included in front and rear hangers to reduce wear and prolong life, preventing hanger failure.



QwikRelease™ PIN PULL

The low pull effort of the release handle makes slider adjustment safe, easy and efficient. Patented design allows for one driver slider repositioning and eliminates the problem of releasing bound-up pins.



PIN CAGE DESIGN

Enables easy removal of hold-down bolts and permits the entire slide/suspension system to be removed in minutes. Available in two and four pin configurations.

*ZFX40 SYSTEM

Also available with robust 5 3/4" diameter axle with drum or optional INTEGRAL® disc brakes.

ZF40 SERIES SPECIFICATIONS

STANDARD Z-FRAME SUSPENSION

- Ride Heights Available from 13 1/4" to 18"
- Two Pin Slider Positioning
- Optional Four Pin Slider Positioning (90" Spacing)
- Fully Assembled
- 36", 38" and 44" Standard Spring Centers
- 7 1/4" Height Slider Box

STANDARD SAF DRUM BRAKE AXLE PACKAGE

- 5" Round 7 1/2" Track with ABS Blocks
- Tapered Spindle or Parallel Spindle Axles
- 16 1/2" x 7" Extended Service Brakes
- 28 Spline Brake Cam, 17 3/8" Length

Note: Other Track Lengths and Options Available



KINGPINS

Since the 1930s, HOLLAND fifth wheels and kingpins have been designed with an integrated "systems" approach to assure years of reliable tractor-trailer connection performance.



HOLLAND kingpins are manufactured and tested to meet or exceed AAR M-931 specifications.

PERFECT PRODUCT SOLUTIONS FOR INTERMODAL



TERMINAL TRACTOR
FIFTH WHEELS AND
MOUNTING SYSTEMS



WELD-ON AND
REPLACEABLE
KINGPINS



LANDING GEAR
DESIGNED FOR
INTERMODAL TRAILERS



PINTLE HOOKS, DRAWBARS
AND COUPLERS



MECHANICAL SLIDER AND FIXED FRAME
SUSPENSION AXLE SYSTEMS





SAF-HOLLAND is a leading supplier of highly efficient components, systems and service programs in the global commercial vehicle industry. Our three core product brands are recognized for delivering innovative solutions that optimize fleet operations in every corner of the world.



**TRAILER AXLES AND
SUSPENSION SYSTEMS**



**COUPLING AND LIFTING
TECHNOLOGIES**



**SUSPENSIONS FOR
TRUCKS AND BUSES**

With our team of over 3,000 employees and a worldwide network of over 9,000 service partners, we serve our fleet customers with know-how and passion, and always focused on one target: **Engineering your road to success.** Anywhere in the world. Under any conditions. 365 days a year.

HIGHLY EFFICIENT COMPONENTS AND SYSTEMS FOR TRUCKS AND TRAILERS



EUROPE | AMERICAS | AFRICA | ASIA | MIDDLE EAST | AUSTRALIA

safholland.com

SAF-HOLLAND, Inc.
888.396.6501 Fax 800.356.3929

SAF-HOLLAND Canada Limited
519.537.3494 Fax 800.565.7753
Western Canada 604.574.7491 Fax 604.574.0244